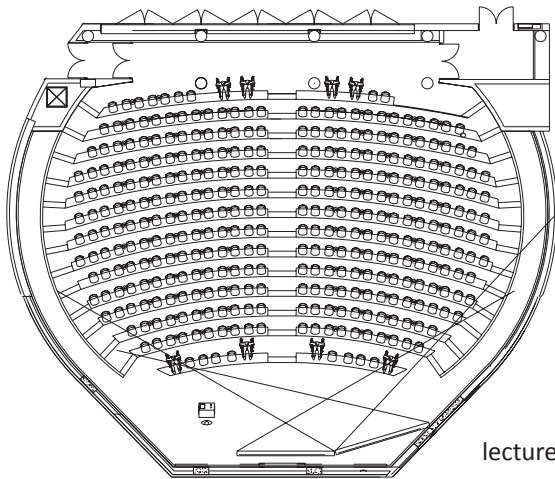


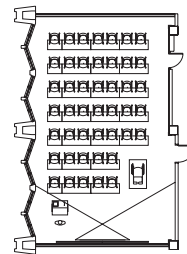
Viewing Cone - Horizontal

100% of viewers with 30 degree angle of the far edge of the projected image

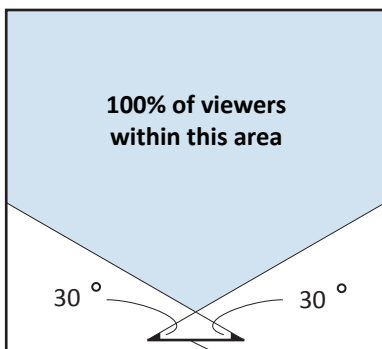
* projected image may not be full screen width



lecture theatre 2 screens

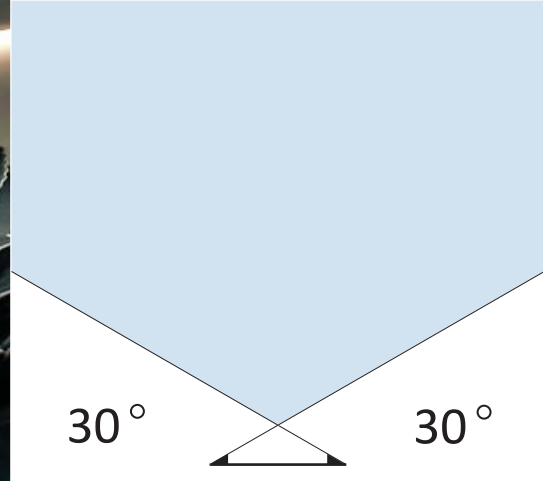



classroom one screen



30 degree line drawn from far screen edge

projected image width



Viewing Cone - Vertical

Seated viewer eyeline to top/bottom of image

no more than 35 deg from level looking up

no more than 15 deg. from level looking down

Typical seated veiwing height 50"

